


# PS24-L

24 ports entry-level rack mount  
Cloud managed



## PS24-L



**24x 1 Gigabit Ethernet ports  
4x SFP Slots**



**250 W PoE budget  
56 Gbps switching capacity**



**Zero Config Plug-n-Play**



**Free cloud-based web console  
for complete management**



**Universal installation kit included**

### ENTRY-LEVEL RACK MOUNT

The PS24-L rack mount switch is an entry-level solution for small to medium size offices needing to power a considerable amount of PoE devices. With its 24x 1 Gigabit Ethernet ports and a PoE budget of 250 W, it can comfortably power up to 16x 802.3af devices or 8x 802.3at devices at the same time. 4x SFP transceiver slots provide 1 Gbps connectivity per slot to the optical fiber network. The back-plane switching capacity of 56 Gbps allows to max out the Gigabit throughput on all Ethernet & SFP ports without hitting any bottle-neck.

### MOUNTING OPTIONS

The included mounting brackets offer to mount the PS24-L onto a rack or wall. It also can be positioned on a desk or shelf.

### WHY POWER OVER ETHERNET (PoE)?

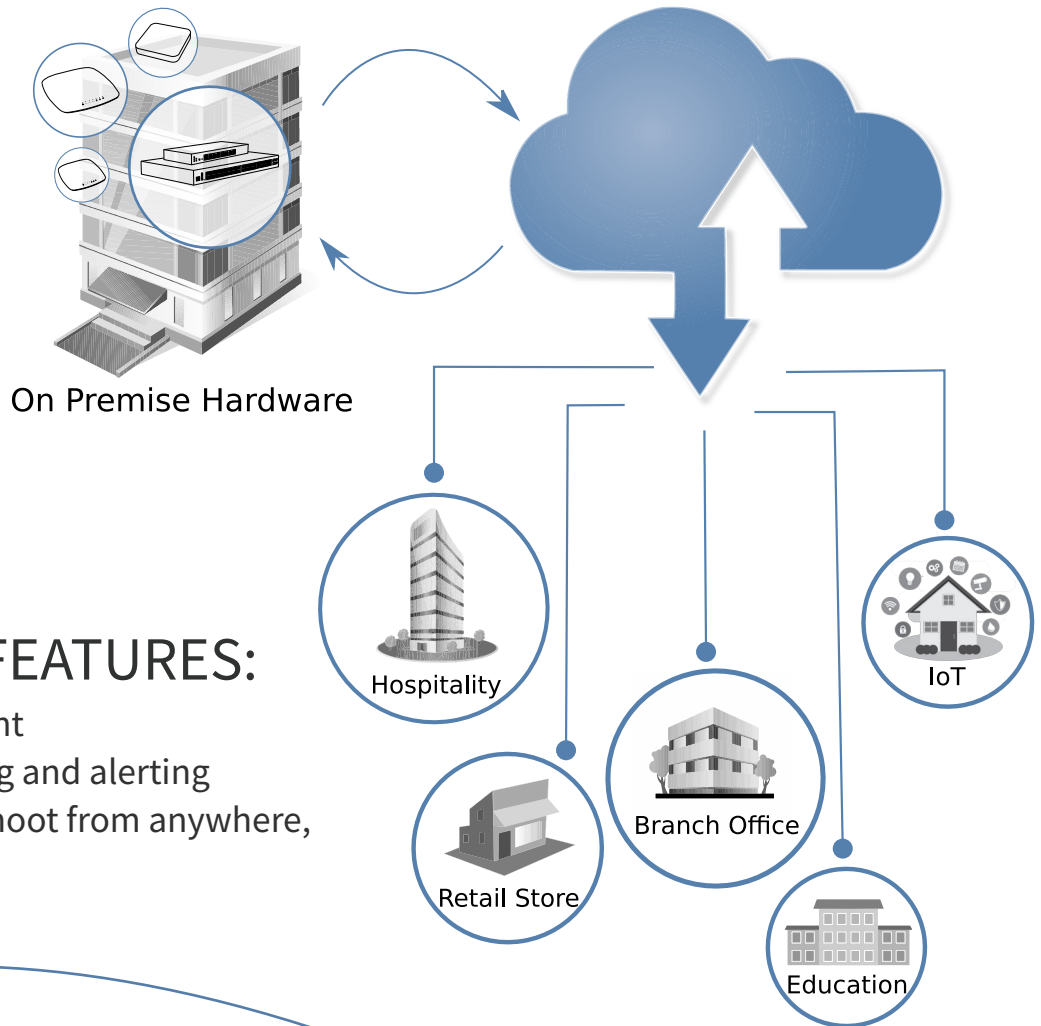
Power over Ethernet (PoE) allows you to combine data transfer and power supply using a single Ethernet cable which terminates in a PoE switch. Thereby, cabling effort can be reduced and power management of all connected devices greatly simplified. Combined with the powerful Plasma Cloud console, all connected devices can be centrally managed, power consumption monitored, power schedules automated and even non-Plasma Cloud devices power cycled when needed.

Almost all networking equipment today supports PoE, including WiFi Access Points, IP cameras, VoIP phones, and many more IoT devices. This allows for easy installation since PoE enables you to place devices in locations removed from power outlets (up to 100m Ethernet cable length).

# NETWORK AS A SERVICE (NaaS)

## HIGHLIGHTS:

- Access Control
- Presence Data
- Guest WiFi
- Advertising
- Proximity Marketing
- VPN



## CLOUD KEY FEATURES:

- Zero touch deployment
- Automated monitoring and alerting
- Manage and troubleshoot from anywhere, anytime

## INDUSTRY LEADING SOFTWARE AND PRODUCTS



### Affordable Network Solution

Plasma Cloud offers an affordable turnkey solution to cover all needs in and around your network. WiFi Access Points and Switches in various sizes to fit your needs & budget bundled with free & powerful cloud management.



### Best In-Class Cloud

Plasma Cloud's technology team has built the fastest and most scalable network management cloud system. Our experts have put in their combined experience to develop a truly unique product that will impress you in many ways.



### Simplicity is Key


Plasma Cloud is designed for the needs of those tired of endless manual tweaking and cumbersome monitoring. Our smart software is designed to minimize setup effort to the essential and get you started in no time!



### White-Label Dashboard

Our dashboard is the reference web interface. It is designed to be highly customizable, both for branding and adaptation purposes as well as for the end-user.

# FEATURES OVERVIEW



## HOW MANY DEVICES CAN BE POWERED?

**PoE** 802.3af 15 W | **PoE+** 802.3at 30 W



The diagram shows the PS24-L switch with a list of devices it can power. The list includes:

- x21 PA300
- x21 PA300E
- x20 PA1200
- x10 PA2200

Plasma Cloud switches support 802.3af and 802.3at PoE standards. Each port comes with the capability to detect the PoE standard required by the connected device. Therefore, a mix of 802.3af and 802.3at power consumers can be powered.

The amount of power supplied on each PoE port may vary greatly depending on power consumption of the connected device. To give an example: although the PA300 uses 802.3af PoE standard, its actual power consumption is 11.5 W or less (depending on system load and cable length). Consequently, a PS24-L allows to power up to 21x PA300 despite the PoE standard defining a power consumption of 15.4 W.

When the exact power consumption is not available, refer to the PoE standard (802.3af: 15.4 W, 802.3at: 30 W) to estimate the number of devices that can be powered through this PoE switch.

# TECHNICAL SPECIFICATIONS

|  |   |
|--|---|
| <b>10 / 100 / 1000 Mbps PoE Ethernet Ports</b> | 24  |
| <b>Fiber Slots</b>                             | 4 (SFP)   |
| <b>Console Port</b>                            | 1   |
| <b>Memory</b>                                  | 256 MB  |
| <b>Flash Memory</b>                            | 32 MB NOR   |
| <b>PoE Budget</b>                              | 250 W   |
| <b>PoE Standard</b>                            | IEEE 802.3af/at   |
| <b>Switching Capacity</b>                      | 56 Gbps   |
| <b>Fan</b>                                     | 2   |
| <b>Power Input</b>                             | 100-240 VAC, 50/60 Hz   |
| <b>Power Supply</b>                            | Internal, 300 W   |
| <b>Mounting Options</b>                        | Desktop, wall mount, rack mount   |
| <b>Dimension (W x D x H)</b>                   | 440 x 260 x 44 mm   |
| <b>Weight</b>                                  | 3.47 kg   |
| <b>Operating Temperature</b>                   | 0 °C ~ 50 °C (32 °F ~ 122 °F)   |
| <b>Certifications</b>                          | CE, FCC, IC, RCM  |
| <b>L2 Features</b>                             | IEEE802.3ad Link Aggregation, Port Mirroring, Port Trunking, IGMP Snooping v1/v2/v3, IGMP Fast Leave, MLD Snooping, VLAN Group, Voice VLAN, 802.1D Spanning Tree Protocol (STP), 802.1p Traffic Priority Management |
| <b>Zero Config Plug-n-Play</b>                 | Yes   |
| <b>Free Cloud Console</b>                      | Yes   |
| <b>Free Mobile App</b>                         | Yes   |